

A valuable overview on state-of-the-art radiosurgery technology

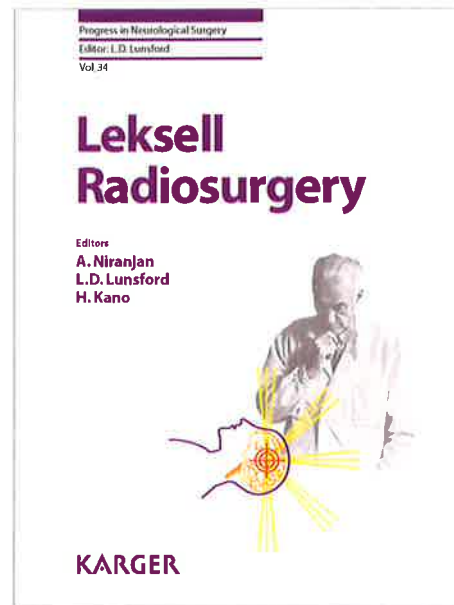
# Leksell Radiosurgery

Editors: **Ajay Niranjan, L.Dade Lunsford, Hideyuki Kano**

Since its introduction 52 years ago, Leksell radiosurgery has become a widely applied technique for the management of a diverse group of vascular, neoplastic, and functional disorders.

This publication presents an update on state-of-the-art radiosurgery technology, including outcomes, by the pioneers in the field. Experts have contributed chapters on various topics. They provide a history of the development of Leksell Gamma Knife and its evolution from frame-based to the inclusion of mask-based radiosurgery in the latest Gamma Knife model. For beginners, there is valuable information related to imaging, quality assurance, patient care, anesthesia, and regulatory requirements. Advance users will appreciate the summary of the long-term outcome of important indications. Additional chapters on cavernous malformation, orbital, uveal, and ocular disorders clarify the role of radiosurgery.

This book is a concise overview for physicians interested in radiosurgery. It will be of great value to neurosurgeons, radiation oncologists, and medical physicists concerned with learning about the indications of radiosurgery.



## CONTENTS

Preface: **Lunsford, L.D.; Niranjan, A.; Kano, H.**

### General Topics

The Origins and Development of Radiosurgery and the Leksell Gamma Knife: **Leksell, D.**

The First North American Clinical Gamma Knife Center: **Lunsford, L.D.; Niranjan, A.; Flickinger, J.C.**

Frame versus Frameless Leksell Stereotactic Radiosurgery: **Lunsford, L.D.; Niranjan, A.; Fallon, K.; Kim, J.O.**

Imaging Techniques for Leksell Radiosurgery: **Niranjan, A.; Pathak, S.; Fallon, K.; Kim, J.O.; Lunsford, L.D.**

Quality Improvement Radiosurgery Registry: **Niranjan, A.; Faramand, A.; Layne, D.; Briercheck, M.; Trofimova, S.; Lunsford, L.D.**

Medical Physics for Leksell Radiosurgery: **Fallon, K.; Kim, J.O.; Bednarz, G.**

Patient Preparation and Nursing Management for Leksell Radiosurgery: **Vacsulka, J.; Niranjan, A.; Lunsford, L.D.**

Anesthesia Considerations during Leksell Radiosurgery: **Greenberg, J.; Lunsford, L.D.; Niranjan, A.**

Gamma Knife Radiation Safety and Regulatory Requirements: **Sheetz, M.**

### Tumor Radiosurgery

Leksell Radiosurgery for Vestibular Schwannomas: **Bowden, G.N.; Niranjan, A.; Lunsford, L.D.**

Gamma Knife Radiosurgery for Meningioma: **Flannery, T.; Poots, J.**  
Guidelines for Multiple Brain Metastases Radiosurgery: **Niranjan, A.; Monaco, E.; Flickinger, J.; Lunsford, L.D.**

Stereotactic Radiosurgery for Patients with 10 or More Brain Metastases: **Yamamoto, M.; Higuchi, Y.; Sato, Y.; Aiyama, H.; Kasuya, H.; Barfod, B.E.**

Targeted Therapies for Brain Metastases: **Niranjan, A.; Lunsford, L.D.; Ahluwalia, M.S.**

Adverse Radiation Effects: **Cheok, S.K.; Chiang, V.L.**

Pituitary Tumor Radiosurgery: **Trifiletti, D.M.; Dutta, S.W.; Lee, C.-C.; Sheehan, J.P.**

Non-Vestibular Schwannoma Radiosurgery: **Peker, S.**

The Role of Leksell Radiosurgery in the Management of Cranio-pharyngiomas: **Niranjan, A.; Lunsford, L.D.**

Stereotactic Radiosurgery for Pineal Region Tumors: **Mathieu, D.; Iorio-Morin, C.**

Stereotactic Radiosurgery for Low-Grade Gliomas: Pilocytic Fibrillary Astrocytoma and Subependymal Giant Cell Astrocytomas: **Niranjan, A.; Faramand, A.; Lunsford, L.D.**

**KARGER**



[www.karger.com/pns](http://www.karger.com/pns)

Salvage Leksell Stereotactic Radiosurgery for Malignant Gliomas: **Niranjan, A.; Kano, H.; Monaco III, E.A.; Lunsford, L.D.**

Leksell Radiosurgery for Ependymomas and Oligodendrogliomas: **Kano, H.; Lunsford, L.D.**

Radiosurgery for Chordoma and Chondrosarcoma: **Kano, H.; Niranjan, A.; Lunsford, L.D.**

Radiosurgery for Glomus Tumors: **Lee, C.; Trifiletti, D.M.; Sheehan, J.P.**

Leksell Radiosurgery for the 3 H Tumors: Hemangiomas, Hemangioblastomas, and Hemangiopericytomas: **Johnson, S.; Niranjan, A.; Kano, H.; Lunsford, L.D.**

Radiosurgery for Central Neurocytoma: **Nakamura, A.; Kano, H.; Niranjan, A.; Lunsford, L.D.**

### Vascular Malformation Radiosurgery

Gamma Knife Radiosurgery of Arteriovenous Malformations: Long-Term Outcomes and Late Effects: **Pollock, B.E.**

Radiosurgery for Dural Arteriovenous Fistulas: **Yang, H.-C.; Lee, C.-C.; Pan, D.H.C.; Chung, W.-Y.**

Leksell Stereotactic Radiosurgery for Cavernous Malformations: **Lunsford, L.D.; Niranjan, A.; Kano, H.; Monaco III, E.A.; Flickinger, J.C.**

Re-Evaluating Clinical Outcomes for AVM Stereotactic Radiosurgery: **Tonetti, D.A.; Gross, B.A.**

### Functional Radiosurgery

Trigeminal Neuralgia and Other Facial Neuralgias: **Wolf, A.; Kondziolka, D.**

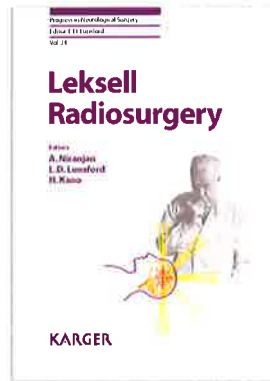
Leksell Radiosurgery for Movement Disorders: **Niranjan, A.; Raju, S.S.; Lunsford, L.D.**

Radiosurgery for Behavioral Disorders: **Martínez-Álvarez, R.**

### Ocular Radiosurgery

Leksell Radiosurgery for Orbital, Uveal, and Choroidal Tumors: **Ares, W.J.; Flickinger, J.C.; Lunsford, L.D.**

Radiosurgery for Ocular Disorders: Other Indications: **Liscak, R.; Simonová, G.**




Progress in Neurological Surgery, Vol. 34  
**Leksell Radiosurgery**  
Editors: **Niranjan, A.; Lunsford, L.D.; Kano H.** (Pittsburgh, PA)  
XVIII + ■ p., 140 fig., 86 in color, 43 tab., 2019  
CHF 190.00 / EUR 178.00 / USD 224.00  
(hard cover or online\*)  
CHF 228.00 / EUR 214.00 / USD 269.00  
(online\*\*)  
ISBN 978-3-318-06421-6  
e-ISBN 978-3-318-06422-3

### FIELDS OF INTEREST

Neurosurgery, Neurology, Oncology, Otorhinolaryngology

### Further publication in the field



Vol. 33  
**Current Concepts in Movement Disorder Management**  
Editors: **Niranjan, A.; Lunsford, L.D.; Richardson, R.M.** (Pittsburgh, PA)  
VIII + 272 p., 51 fig., 15 in color, 23 tab., 2018  
CHF 198.00 / EUR 185.00 / USD 233.00  
(hard cover or online\*)  
CHF 238.00 / EUR 222.00 / USD 280.00  
(online\*\*)  
ISBN 978-3-318-06201-4  
e-ISBN 978-3-318-06202-1

\*online prices for personal customers  
\*\*online prices for institutional purchase  
Prices subject to change, VAT not included  
EUR price for eurozone countries,  
USD price for USA and Latin America only

**KARGER**  
S. KARGER AG BASEL

Rezension für Sie erbeten  
 Get your proof and corr.  
 Get your track

Datum: \_\_\_\_\_  
Vorm: \_\_\_\_\_

Orders can be placed with any bookshop, subscription agency, directly with the publisher, or through a Karger representative:

**S. Karger AG**, P.O. Box, 4009 Basel (Switzerland)  
**orders@karger.com**, fax: +41 61 306 12 34

**Australia, New Zealand:** Ollexi Publishing Services, Lower Templestowe, VIC 3107

**Benelux, UK & Ireland, Scandinavia:** Regional Karger Representative, Severine Maes, e: s.maes@karger.com

**France:** Enter & Read, Albertine Luginbuhl, 75014 Paris

**Germany:** S. Karger GmbH, 79095 Freiburg

**Germany, Austria and Switzerland:** Regional Karger Representative,

Craig Barris, e: c.barris@karger.com

**India, Bangladesh, Sri Lanka:** Karger India, Ghaziabad 201014, Uttar Pradesh

**Japan:** Karger Japan, Inc., Tokyo 105-0012

**Latin America and The Caribbean:** Regional Karger Representative,

Daniel González Montiel, Mexico City, e: d.gonzalez@karger.com

**Middle East:** S. Karger AG Regional Office, 500717 Dubai

**Russian Federation:** World of Periodicals, Moscow 125190

**South East Asia, China and Taiwan:** Karger Regional Office (Malaysia),

46050 Petaling Jaya, Selangor Darul Ehsan

**Thailand:** S. Karger, Nakhon Pathom 73170

**United Kingdom:** S. Karger Publishers Ltd., Abingdon OX14 3LN

**USA:** S. Karger Publishers, Inc., 26 West Avon Road, P.O. Box 529, Unionville, CT 06085

Toll free: +1-800-828-5479

For details and further representatives and agencies see

**www.karger.com/contact**

### Library Recommendation

#### Dear Librarian

I have reviewed **Leksell Radiosurgery** (Progress in Neurological Surgery, Vol. 34) and would like to recommend it for your library.

Recommended by: \_\_\_\_\_

Department: \_\_\_\_\_

Date: \_\_\_\_\_

Signature: \_\_\_\_\_

ebooks are available on



**KARGER**